



LUMINESCENCE™

A COLLECTION OF GLASS MOSAICS


Silver




Pearl



Champagne




Sage




Caramel




Blue Patina



Violet



Charcoal



Sizes



9" x 12"
(22.86 x 30.48 cm)
Mosaic - Rectangle 3"x4"

Thickness	5/16" (8mm)
Silver (Silver)	LM13
Pearl (Cream)	LM09
Champagne (Light Beige)	LM08
Sage (Gray/Green)	LM11
Caramel (Tan)	LM10
Blue Patina (Blue)	LM12
Violet (Purple)	LM14
Charcoal (Gray/Black)	LM15

APPLICATIONS

	Institutional	Commercial	Residential
Floors			
Walls / Backsplashes	•	•	•
Countertops			

Suitable for exterior wall applications in freezing and non-freezing climates when proper installation methods are followed.



Wall
Tile



Decorative
Tile



High
Variation



Frost
Resistant



PERFORMANCE CHARACTERISTICS

	Moisture Absorption	Breaking Strength	MOHS	Chemical Resistance	Abrasion Resistance
Mosaic Tile	<0.50%	>100 lbs.	4	Resistant	N/A