



(soho)

color body porcelain stoneware | rectified



beige


24"x48" - 24"x24"



Soho's oversized, rectified, square and plank formats counterpoint the relatively simple, tone-on-tone nuanced colors of field tile with fanciful, three-dimensional decorative wall pieces that transform the everyday into the extraordinary.



The Modulo Deco and Fascia Deco are mini works of art. Each is created by water-jet cutting tile of varying thicknesses and assembling the puzzle-like pieces onto a mesh base. Installation is simple; the effect is complex.



anthracite - beige

24"x24" - 12"x12" Decorative Modulo



Art converges with geometry in clean, modern, color body porcelain that suggests the large, open spaces of metropolitan architecture. Neutral, yet dramatic colorations resembling natural basaltina stone in shades of beige, brown and grey.

grey

24"x24"



M6XW Anthracite
Rectified
24"x48"




M6YN Anthracite
Rectified
12"x48"



M6Z9 Anthracite
Decorative Modulo
12"x12"



M6XT Beige
Rectified
24"x48"



M6YK Beige
Rectified
12"x48"



M6X0 Anthracite
Rectified
24"x24"



M6X4 Anthracite
Rectified
12"x24"




M70C Anthracite
Fascia
12"x24"



M6XX Beige
Rectified
24"x24"



M6X1 Beige
Rectified
12"x24"



M70E Beige
Fascia
12"x24"

Trims



M70U Anthracite
Bullnose
4"x24"



UHCR Anthracite
Sanitary Cove Base
6"x12"



UHCV Anthracite
Sanitary Cove Base
In Angle
1"x6"



UHCZ Anthracite
Sanitary Cove Base
Out Angle
1"x6"



M70Q Beige
Bullnose
4"x24"



UHCN Beige
Sanitary Cove Base
6"x12"



UHCS Beige
Sanitary Cove Base
In Angle
1"x6"



UHCW Beige
Sanitary Cove Base
Out Angle
1"x6"

technical

ASTM Test Results

Technical Characteristics	ASTM Standards	ASTM Test Results	ASTM Test Methods
Water Absorption	≤ 0.50%	≤ 0.50%	C373
Frost Resistance	As Reported	Resistant	C1026
Scratch Resistance	MOHS 1-10	7	MOHS Scale
Breaking Strength	≥ 250 lbf.	≥ 1035 lbf.	C648
Facial Dimension	- 3.0% ≤ Nominal ≤ 2.0	Within Standard	C499
Thickness	≤ 0.04 in (1.02 mm max)	Within Standard	C499
Wedging (squareness)	+/- 0.25% or +/- 0.8 mm**	Within Standard	C502
Warpage (flatness)	+/- 0.40% or +/- 1.3 mm**	Within Standard	C485
Abrasion Resistance	Class 0 - Class V	Class IV	C1027
DCOF-Dynamic Coefficient of Friction (Wet Areas Only) [†]	As Reported	Minimum 0.42	DCOF AcuTest SM **
Chemical Resistance	Class A - Class E	Class A	C650
Stain Resistance	Class A - Class E	Class A	C1378

[†]Dynamic Coefficient of Friction (DCOF) - Water, oil, grease or other fluids create slippery conditions. When installing floors in areas with exposure to these conditions, a minimum D.C.O.F. value of 0.42 is required. Additionally, extra caution is required with regards to product selection and proper maintenance. Visit www.tcnatile.com for complete information regarding the DCOF AcuTest test method and values.

^{**}DCOF AcuTest is the industry designation for the test procedure contained in ANSI A137.1 Section 9.6, which has been extensively researched, allows for in-situ field measurements, and is in use at tile manufacturing facilities. It was so named to distinguish it from other DCOF measurements using different instruments and/or protocols.

** Whichever is less



Floor Tile



Wall Tile



Modular Tile



Rectified Tile



Decorative Tile



Trim Available



Suitable for Outdoors



Slight Variation



Frost Resistant



Abrasion Resistance



D.C.O.F. (Wet Areas)
(Minimum 0.42)




44% Minimum Pre-Consumer
Recycled Content




No VOC



Contributes to
LEED Credits



M6XV Brown
Rectified
24"x48"



M6YM Brown
Rectified
12"x48"




M70A Brown
Decorative Modulo
12"x12"



M6XU Grey
Rectified
24"x48"



M6YL Grey
Rectified
12"x48"



M6XZ Brown
Rectified
24"x24"




M6X3 Brown
Rectified
12"x24"




M70D Brown
Fascia
12"x24"



M6XY Grey
Rectified
24"x24"



M6X2 Grey
Rectified
12"x24"



M70F Grey
Fascia
12"x24"



M70T Brown
Bullnose
4"x24"



UHCQ Brown
Sanitary Cove Base
6"x12"



UHCU Brown
Sanitary Cove Base
In Angle
1"x6"



UHCY Brown
Sanitary Cove Base
Out Angle
1"x6"



M70R Grey
Bullnose
4"x24"



UHCP Grey
Sanitary Cove Base
6"x12"




UHCT Grey
Sanitary Cove Base
In Angle
1"x6"




UHCX Grey
Sanitary Cove Base
Out Angle
1"x6"

packaging

	Sizes	Pcs	Sq. Ft.	Weight (lbs.)	Thickness
Modular Tile	12"x 24" R	5	9.69	48	0.433
Modular Tile	24"x 24" R	3	11.63	58	0.433
Modular Tile	12"x 48" R	3	11.63	62	0.433
Modular Tile	24"x 48" R	2	15.50	80	0.433
Fascia	12"x 24"	4		41	Compatible
Decorative Modulo	12"x 12"	4		20	Compatible
Sanitary Cove Base**	6"x 12"	12		26	Compatible
Sanitary Cove Base In Angle**	1"x 6"	6		2	Compatible
Sanitary Cove Base Out Angle**	1"x 6"	6		2	Compatible
Bullnose*	4"x 24"	13		39	Compatible

Notes: * Trim is available in all colors and made to complement Modular Tile.
** Suggested for interior applications only.

	Sizes	Ctn	Sq. Ft.	Weight (lbs.)
Modular Tile	12"x 24" R	48	465.12	2323
Modular Tile	24"x 24" R	40	465.00	2300
Modular Tile	12"x 48" R	20	232.60	1239
Modular Tile	24"x 48" R	30	465.00	2407



American Marazzi Tile, Inc.
Headquarters & Manufacturing Plant

359 Clay Road East
Sunnyvale, Texas 75182

T 972.226.0110
F 972.226.5629
www.marazzitile.com
contact@marazzitile.com



Color and other aesthetic features shown are as close as the limitation of the printing process will allow. We have tried to make this brochure as comprehensive and factual as possible. We reserve the right, however, to make changes at any time, without notice, in colors, materials, packaging, specifications and availability. Since some information may have been updated since time of printing, please check with American Marazzi Tile Customer Service for details.