

Studio M glass mosaic series tempts the senses with sparkling, reflective color in both mini-square and mini-brick shapes. Quick movements, slow transitions, graceful segues from one beautiful shade to another . . . all combine in stain-resistant, frost-resistant, allergen-free glass.

The glass' watery translucence displays wisps of color at varying levels within the tessera, producing unique, individual pieces within highly synthesized color ranges. Use in stand-alone, full-glass installations or cut to form listelli or accents with stone, marble, travertine, wood or metal looks.

STUDIO M's technical characteristics accommodate exterior vertical and pool installations as well as Class 1 interior residential wall and bathroom floor applications. Use it to pump up color and reflectivity on spa walls, building facades, in swimming or ornamental pool liners.

Monochromatic to multicolor, soft to bold shades in glorious glass make STUDIO M the perfect complement for residential and commercial wall projects. Paper-faced mounting offers protection against scratching during shipment and installation; the 13"x13" module is an easy-to-handle size.




Jive

Flamenco



Image Shown: Samba




Samba

Swing




Image Shown: Tango



Tango

Waltz

Flamenco



UJ98 Flamenco
Mosaic - Square 5/8" x 5/8"
13" x 13"




UJAE Flamenco
Mosaic - Brick 1 1/4" x 5/8"
13" x 13"

Samba




UJ95 Samba
Mosaic - Square 5/8" x 5/8"
13" x 13"



UJAB Samba
Mosaic - Brick 1 1/4" x 5/8"
13" x 13"

Tango



UJ94 Tango
Mosaic - Square 5/8" x 5/8"
13" x 13"



UJAA Tango
Mosaic - Brick 1 1/4" x 5/8"
13" x 13"



Jive




UJ99 Jive
Mosaic - Square 5/8" x 5/8"
13" x 13"



UJAF Jive
Mosaic - Brick 1 1/4" x 5/8"
13" x 13"

Swing




UJ97 Swing
Mosaic - Square 5/8" x 5/8"
13" x 13"




UJAD Swing
Mosaic - Brick 1 1/4" x 5/8"
13" x 13"

Waltz



UJ96 Waltz
Mosaic - Square 5/8" x 5/8"
13" x 13"



UJAC Waltz
Mosaic - Brick 1 1/4" x 5/8"
13" x 13"

- INSTALLATION OF TILE**
- Install tile per manufacturer's instruction and industry standards.
 - To avoid adversely affecting the color of glass tile, white thin-set is required for all installations.
 - Glass tile must have a minimum 1/16" grout joint and should not be butt set.
 - Use latex additive in the white thin-set to ensure adequate performance.
 - Thin-set adhesive should first be applied to the surface to be tiled.
 - To ensure adequate coverage and full contact to the tile, it is recommended to lightly back butter the tile.
 - Glass tile shall then be set in place (paper side towards the installer) and tapped gently with a grouting float to insure 100% full bedding and a level surface.
 - Tile shall be aligned to show uniform joints and then allowed to set for 30 minutes to 1 hour before removing paper.
 - Lightly wet the paper with warm water several times over a 5-10 minute period. Take care not to over saturate.
 - Remove the paper while the setting materials are still fresh so there is opportunity to slightly adjust the tiles, if necessary.
 - When working with glass tile, it is important to immediately eliminate any voids or air pockets in the setting bed that can affect the visual qualities of the tile.
 - Within one hour of final set clean residual glue and paper from the face of the tile using a slightly damp sponge.
 - Wait 24 hours before grouting.

MAINTENANCE
Use a glass cleaner and a soft lint free cloth for cleaning glass tile. To remove soap scum or water deposits a minimally abrasive cleanser and soft bristle brush can be used. No acids should be used for cleaning grout haze.

APPLICATIONS
Studio M is suitable for interior and exterior areas and can be used on floors, walls, swimming pools, fountains and showers.

	Sizes	Pcs	Weight (lbs.)	Thickness
Mosaic - Square 5/8" x 5/8"	13" x 13"	10	29	0.236
Mosaic - Brick 1 1/4" x 5/8"	13" x 13"	10	29	0.236

- Field Tile
- Wall Tile
- Decorative Tile
- Suitable for Outdoors
- V2 Slight Variation
- Frost Resistant
- I Abrasion Resistance
- 0.3 C.O.F. (Wet)
- 0.6 C.O.F. (Dry)

Studio M



A Collection of Glass Mosaics

MARAZZI USA

Studio M is available nationwide. To locate your nearest Distributor call American Marazzi Tile Customer Service or visit www.marazzitile.com

DISTRIBUTED BY:

American Marazzi Tile, Inc. Telephone 972.226.0110
Headquarters & Manufacturing Plant Fax 972.226.5629

359 Clay Road www.marazzitile.com
Sunnyvale, Texas 75182 contact@marazzitile.com

Color and other aesthetic features shown are as close as the limitation of the printing process will allow. We have tried to make this brochure as comprehensive and factual as possible. We reserve the right, however, to make changes at any time, without notice, in colors, materials, packaging, specifications and availability. Since some information may have been updated since time of printing, please check with American Marazzi Tile Customer Service for details.