



[Home](#)

[Anthracite](#)

[Beige](#)

[Brown](#)

[Grey](#)

[Technical](#)

[Packaging](#)

[Merchandising](#)

[Contact](#)



anthracite

[Click Here for More Information](#)



12"x24" R - 24"x24" R - 12"x48" R - 24"x48" R



Decorative Modulo
12"x24"



Fascia
12"x24"



[Home](#)

[Anthracite](#)

[Beige](#)

[Brown](#)

[Grey](#)

[Technical](#)

[Packaging](#)

[Merchandising](#)

[Contact](#)

anthracite

Floor: 24"x24" R Wall: 12"x24" R - 24"x24" R - 12"x48" R

soho anthracite

color body porcelain stoneware | rectified



M6XW Anthracite
24"x48" Rectified



M6YN Anthracite
12"x48" Rectified



M6X0 Anthracite
24"x24" Rectified



M6X4 Anthracite
12"x24" Rectified

Home

Anthracite

Beige

Brown

Grey


Technical

Packaging

Merchandising

Contact

Decorative Options



M70C Anthracite
Fascia
12"x24"



M6Z9 Anthracite
Decorative Modulo
12"x12"

Trims Available



M70U Anthracite
Bullnose
4"x24"



UHCR Anthracite
Sanitary Cove Base
6"x12"




UHCV Anthracite
Sanitary Cove Base
In Angle
1"x6"




UHCZ Anthracite
Sanitary Cove Base
Out Angle
1"x6"

beige

[Click Here for More Information](#)



12"x24" R - 24"x24" R - 12"x48" R - 24"x48" R



Fascia
12"x24"



[Home](#)

[Anthracite](#)

[Beige](#)

[Brown](#)

[Grey](#)

[Technical](#)

[Packaging](#)

[Merchandising](#)

[Contact](#)

beige

Floor: 24"x24" R Wall: 12"x24" R

soho beige

color body porcelain stoneware | rectified



M6XT Beige
24"x48" Rectified



M6YK Beige
12"x48" Rectified




M6XX Beige
24"x24" Rectified



M6X1 Beige
12"x24" Rectified

Decorative Options



M70E Beige
Fascia
12"x24"

Trims Available



M70Q Beige
Bullnose
4"x24"



UHCN Beige
Sanitary Cove Base
6"x12"



UHCS Beige
Sanitary Cove Base
In Angle
1"x6"



UHCW Beige
Sanitary Cove Base
Out Angle
1"x6"

[Home](#)

[Anthracite](#)

[Beige](#)

[Brown](#)

[Grey](#)

[Technical](#)


[Packaging](#)

[Merchandising](#)

[Contact](#)

brown

[Click Here for More Information](#)



12"x24" R - 24"x24" R - 12"x48" R - 24"x48" R



Decorative Modulo
12"x24"



Fascia
12"x24"

[Home](#)

[Anthracite](#)

[Beige](#)

[Brown](#)

[Grey](#)

[Technical](#)

[Packaging](#)

[Merchandising](#)

[Contact](#)

brown

Wall: 24"x24" R

soho brown

color body porcelain stoneware | rectified



M6XV Brown
24"x48" Rectified



M6YM Brown
12"x48" Rectified



M6XZ Brown
24"x24" Rectified



M6X3 Brown
12"x24" Rectified

Home

Anthracite

Beige

Brown

Grey

Technical

Packaging

Merchandising

Contact

Decorative Options



M70D Brown
Fascia
12"x24"



M70A Brown
Decorative Modulo
12"x12"

Trims Available



M70T Brown
Bullnose
4"x24"



UHCQ Brown
Sanitary Cove Base
6"x12"



UHCU Brown
Sanitary Cove Base
In Angle
1"x6"




UHCY Brown
Sanitary Cove Base
Out Angle
1"x6"

grey

[Click Here for More Information](#)



12"x24" R - 24"x24" R - 12"x48" R - 24"x48" R



Fascia
12"x24"



[Home](#)

[Anthracite](#)

[Beige](#)

[Brown](#)

[Grey](#)

[Technical](#)

[Packaging](#)

[Merchandising](#)

[Contact](#)

grey

Wall: 12"x48" R - 24"x48" R

soho grey

color body porcelain stoneware | rectified



M6XU Grey
24"x48" Rectified



M6YL Grey
12"x48" Rectified



M6XY Grey
24"x24" Rectified



M6X2 Grey
12"x24" Rectified

Decorative Options



M70F Grey
Fascia
12"x24"

Trims Available



M70R Grey
Bullnose
4"x24"



UHCP Grey
Sanitary Cove Base
6"x12"



UHCT Grey
Sanitary Cove Base
In Angle
1"x6"



UHCX Grey
Sanitary Cove Base
Out Angle
1"x6"

Home

Anthracite

Beige

Brown

Grey

Technical

Packaging


Merchandising


Contact

soho testing/packaging

color body porcelain stoneware | rectified

packaging

	Sizes	Pcs	Sq. Ft.	Weight (lbs.)	Thickness
Modular Tile	12"x24" R	5	9.69	48	0.413
Modular Tile	24"x24" R	3	11.63	58	0.413
Modular Tile	12"x48" R	3	11.63	62	0.413
Modular Tile	24"x48" R	2	15.50	80	0.413
Fascia	12"x24"	4		41	Compatible
Decorative Modulo	12"x12"	4		20	Compatible
Sanitary Cove Base	6"x12"	12		26	Compatible
Sanitary Cove Base - In Angle	1"x6"	6		2	Compatible
Sanitary Cove Base - Out Angle	1"x6"	6		2	Compatible
Bullnose	4"x24"	13		39	Compatible

	Sizes	Ctn	Sq. Ft.	Weight (lbs.)
Modular Tile	12"x24" R	48	465.12	2323
Modular Tile	24"x24" R	40	465.20	2300
Modular Tile	12"x48" R	20	232.60	1239
Modular Tile	24"x48" R	30	465.00	2407

Home

Anthracite

Beige

Brown

Grey

Technical

Packaging

Merchandising

Contact

technical

ASTM Test Results

Technical Characteristics	ASTM Standards	ASTM Test Results	ASTM Test Methods
Water Absorption	≤ 0.50%	≤ 0.50%	C373
Frost Resistance	As Reported	Resistant	C1026
Scratch Resistance	MOHS 1-10	7	MOHS Scale
Breaking Strength	≥ 250 lbf.	≥ 1035 lbf.	C648
Facial Dimension	-3.0% < Nominal ≤ 2.0%	Within Standard	C499
Thickness	≤ 0.04 in (1.02 mm max)	Within Standard	C499
Wedging (squareness)	+/- 0.25% or +/- 0.8 mm**	Within Standard	C502
Warpage (flatness)	+/- 0.40% or +/- 1.3 mm**	Within Standard	C485
Abrasion Resistance	Class 0 - Class V	Class IV*	C1027
DCOF-Dynamic Coefficient of Friction (Wet Areas Only)†	As Reported	Minimum 0.42	DCOF AcuTest SM *
SCOF-Static Coefficient of Friction (Dry)	As Reported	0.60 ≤ C.O.F. < 0.70	C1028
SCOF-Static Coefficient of Friction (Wet)	As Reported	0.60 ≤ C.O.F. < 0.70	C1028
Chemical Resistance	Class A - Class E	Class A	C650
Stain Resistance	Class A - Class E	Class A	C1378

†Dynamic Coefficient of Friction (DCOF) - Water, oil, grease or other fluids create slippery conditions. When installing floors in areas with exposure to these conditions, a minimum D.C.O.F. value of 0.42 is required. Additionally, extra caution is required with regards to product selection and proper maintenance. Visit www.tcnatile.com for complete information regarding the DCOF Acutest test method and values.

*DCOF AcuTest is the industry designation for the test procedure contained in ANSI A137.1 Section 9.6, which has been extensively researched, allows for in-situ field measurements, and is in use at tile manufacturing facilities. It was so named to distinguish it from other DCOF measurements using different instruments and/or protocols.

** Whichever is less



soho merchandising

color body porcelain stoneware | rectified

Product Overview



Description: Soho Product Overview
Size: 8½" x 11"

Leaflet



Description: Z854 Soho Leaflet
Size: 3¼" x 8½"

Brochure

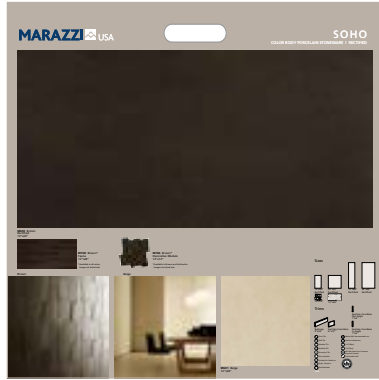


Description: Z852 Soho Brochure
Size: 8½" x 11"

Illustrated Sample Boards




Description: Z532 Soho Anthracite/
Illustrated Sample Board
Size: 25" x 25"



Description: Z533 Soho Beige/Brown/
Illustrated Sample Board
Size: 25" x 25"

Contractor Board



Description: Z236 Soho Contractor Board
Size: 10½" x 14"

Specifier Kit



Description: Z287 Soho Specifier Kit
Bi-fold
Size: 10¼" x 12½"

Outside



Inside

Home

Anthracite

Beige

Brown

Grey

Technical

Packaging

Merchandising

Contact



American Marazzi Tile, Inc.
Headquarters & Manufacturing Plant

Telephone
972.226.0110
Fax
972.226.5629

359 Clay Road East
Sunnyvale, Texas 75182

www.marazzitile.com
contact@marazzitile.com

[Home](#)

[Anthracite](#)

[Beige](#)

[Brown](#)

[Grey](#)

[Technical](#)

[Packaging](#)

[Merchandising](#)

[Contact](#)

Color and other aesthetic features shown are as close as the limitation of the printing process will allow. We have tried to make this brochure as comprehensive and factual as possible. We reserve the right, however, to make changes at any time, without notice, in colors, materials, packaging, specifications and availability. Since some information may have been updated since time of printing, please check with American Marazzi Tile Customer Service for details.